



Portworx™

© Copyright 2004 A&H Consulting



PortworX - Connect

live SAP R/3 Data

in your Spreadsheet



The Scenario

You are responsible for a

Cost Center



The Options

Ignore the responsibility

Hope nothing happens to your figures

Monitoring the cost buildup and compare with plan



The Tools

SAP R/3 Cost Reports

You need unlimited access to SAP
Have your latest plan data in the system
Have your choice of reports available

Excel with ProClarity

You need MS Excel and ProClarity/PortworXTM-Connect

Other reporting Systems

???

(You may miss the advantage of actual data)



Your Selection

Excel with ProClarity

- You can fully enfold your "Spreadsheet Magic"**
- You can combine actual data with your revised plan data**
- You base your spreadsheet on common data, but add your spice**
- You determine the layout and on what you emphasize**
- You are self sufficient in producing reports**
- You can report when others wait for their figures**
- You combine data from multiple systems**

...

and

Your reports are always updated

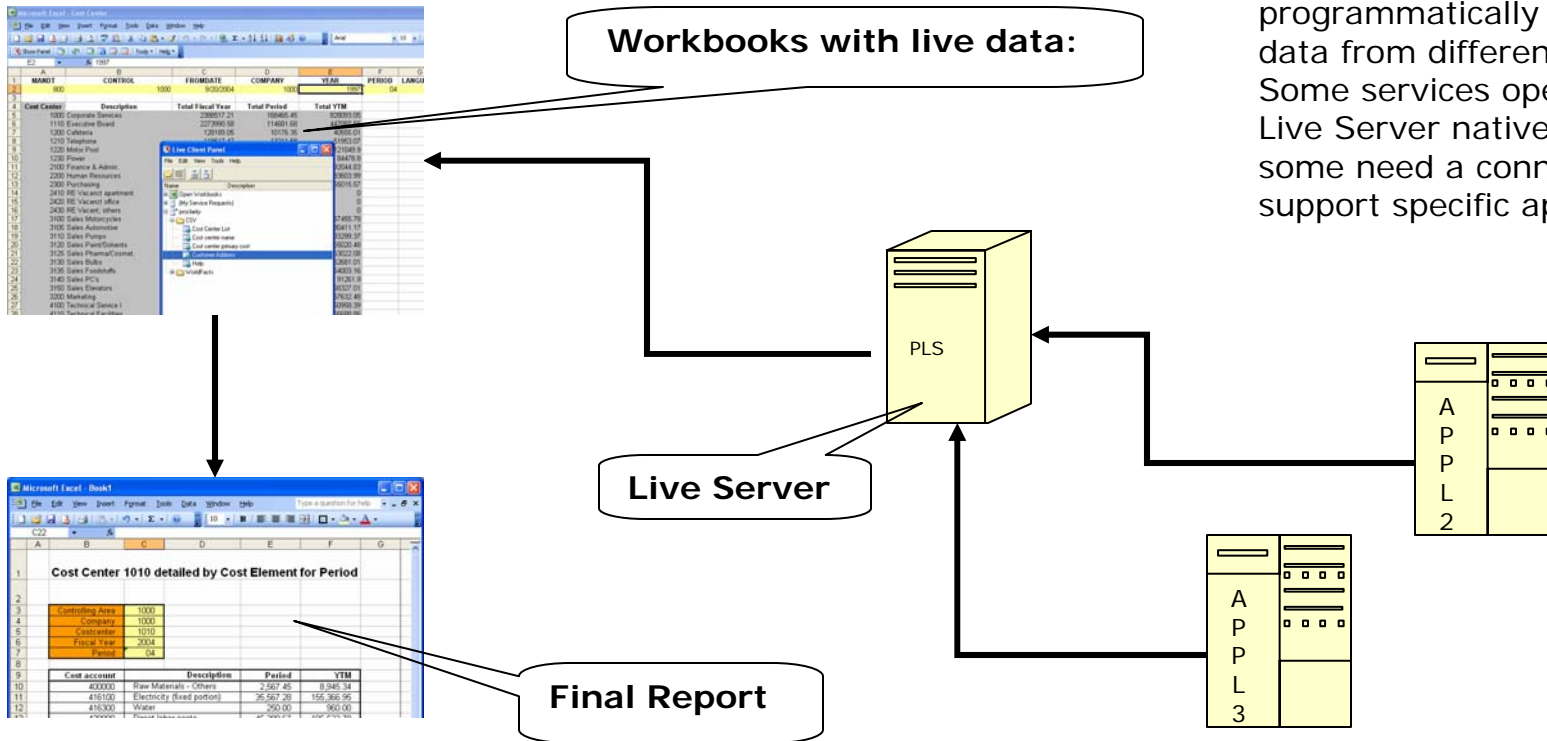


What is ProClarity

Simplified:

A Collection of Services

These services represent programmatically collected data from different sources. Some services operate in Live Server native mode some need a connector to support specific application.



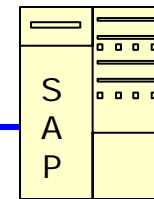


What is PortworX™ - Connect?

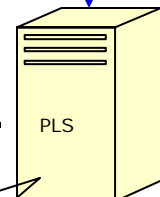
Workbooks with live data:

MANDT	CONTROL	FROMDATE	COMPANY	YEAR	PERIOD	LANGU
1	100	1000	902204	1000	1000	04
Cost Center	Description	Total Fiscal Year	Total Period	Total YTD		
1000	Corporate General	228897.21	10000.00	30000.00		
1110	Executive Board	227890.10	11401.00	44707.55		
1200	Callcenter	120000.00	10070.75	42660.00		
1210	Telephone	11511.00	11511.00	11511.00		
1220	Motor Fuel	11479.00	11479.00	11479.00		
1230	Power	2544.00	2544.00	2544.00		
2100	Finance & Admin.	2544.00	2544.00	2544.00		
2300	Human Resources	8303.99	8303.99	8303.99		
2310	Personnel	2401.00	2401.00	2401.00		
2410	RE Vacant apartment	0.00	0.00	0.00		
2420	RE Vacant office	0.00	0.00	0.00		
2430	RE Vacant, others	0.00	0.00	0.00		
3100	Sales Motorcycles	7495.79	7495.79	7495.79		
3110	Sales Automobile	6041.15	6041.15	6041.15		
3120	Sales Pumps	3299.37	3299.37	3299.37		
3130	Sales Paint/Coatings	9524.48	9524.48	9524.48		
3135	Sales Pharma/Coated	1022.00	1022.00	1022.00		
3136	Sales Ruber	2401.00	2401.00	2401.00		
3138	Sales Fastfuels	4603.16	4603.16	4603.16		
3140	Sales PCs	6120.10	6120.10	6120.10		
3190	Sales Elevators	8537.21	8537.21	8537.21		
3300	Marketing	17632.40	17632.40	17632.40		
4100	Technical Service 1	6000.00	6000.00	6000.00		
4110	Technical Service 2	0.00	0.00	0.00		

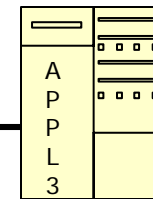
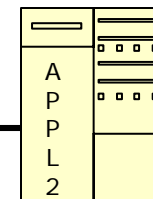
Workbooks with live data:



ProClarity
Live Server
enhanced with
the connector
**PortworX™-
Connect**



Live Server with
PortworX™-Connect



Final Report

Cost account	Description	Period	YTD
400000	Raw Materials - Others	7,567.45	0,945.34
410100	Electricity (fixed portion)	35,567.20	155,366.95
416100	Water	250.00	901.93

Final Report



Create Live Reports

Workbook with live data:

Reference Worksheet fields or build totals from selected rows.

Incorporate services direct into the report

Microsoft Excel - Cost Center

1	MANDT	CONTROL	FROMDATE	COMPANY	YEAR	PERIOD	LANGU
2	800	1000	9/20/2004	1000	1997	04	
3							
4	Cost Center	Description	Total Fiscal Year	Total Period	Total YTM		
5	1000	Corporate Services	2388517.21	168465.45	828093.05		
6	1110	Executive Board	2273990.58	114681.68			
7	1200	Cafeteria	128189.05	10176.35			
8	1210	Telephone	118517.47	12311.69			
9	1220	Motor Pool					
10	1230	Power					
11	2100	Finance & Admin.					
12	2200	Human Resources					
13	2300	Purchasing					
14	2410	RE Vacant apartment					
15	2420	RE Vacant office					
16	2430	RE Vacant; others					
17	3100	Sales Motorcycles					
18	3105	Sales Automotive					
19	3110	Sales Pumps					
20	3120	Sales Paint/Solvents					
21	3125	Sales Pharma/Cosmet.					
22	3130	Sales Bulbs					
23	3135	Sales Foodstuffs					
24	3140	Sales PC's					
25	3150	Sales Elevators					
26	3200	Marketing					
27	4100	Technical Service I					
28	4110	Technical Facilities					

Final Report

Microsoft Excel - Book1

1	Cost Center 1010 detailed by Cost Element for Period			
2				
3	Controlling Area	1000		
4	Company	1000		
5	Costcenter	1010		
6	Fiscal Year	2004		
7	Period	04		
8				
9	Cost account	Description	Period	YTM
10	400000	Raw Materials - Others	2,567.45	8,945.34
11	416100	Electricity (fixed portion)	35,567.28	155,366.95
12	416300	Water	250.00	960.00
13	400000	Direct labor costs	45,000.00	100,000.00



What do you need to run it?

1. ProClarity Live Server
2. PortworX-Connect
 - Connector base system
 - Workbook with service programs
3. Server with Windows 2003
4. MS Internet Information Server
5. MS Excel



For more information and for a live demo contact:

**Hans Kohlmos
Senior Vice President
A & H Consulting**

Phone: 817 379-2400

Email: info@myAHC.com

Web: www.myAHC.com

SAP and R/3 are trademarks or registered trademarks of SAP AG. Live Server is trademark or registered trademark of ProClarity

© Copyright 2004 A&H Consulting